



Acorn Capital Investment Fund

Key company details

- ASX Code: ACQ
- Listing Date: 1 May 2014
- Shares on issue: 48,967,677

Objective

The Objective is to create a diversified portfolio of listed microcap companies and then to invest opportunistically in unlisted entities that offer better relative value. The performance objective for ACQ is to outperform the S&P/ASX Small Ordinaries Accumulation Index over the medium to long term.

Investment philosophy

The investment philosophy is based on a belief that there are pricing inefficiencies amongst microcap companies due to a lack of readily available external research conducted on such entities.

Acorn Capital believes that through a research driven investment process the pricing inefficiencies that exist in both listed microcaps and unlisted microcaps can be exploited to earn returns superior to those available in the broader market.

Unlisted microcap opportunities must be of better relative value on a risk-adjusted basis to displace existing listed portfolio investments in the corresponding sector.

Strategy

- Research-driven stock selection
- Economic sector diversified
- Style agnostic
- Long term investor
- Create diversified portfolios to reduce volatility

Company profile

Acorn Capital Investment Fund Limited provides investors with an opportunity to invest in a diversified portfolio of listed and unlisted microcap companies.

Manager profile

Established in 1998 Acorn Capital is a specialist Australian microcap manager.

Net Tangible Asset Backing Per Ordinary Share (all figures unaudited)

NTA before any tax effect	1.0695
NTA after tax excluding tax liability on unrealised gains	1.0618
NTA after tax	1.0333

NTA includes the impact of shares cancelled under the buy-back.

Performance (June 2016) (all figures unaudited)

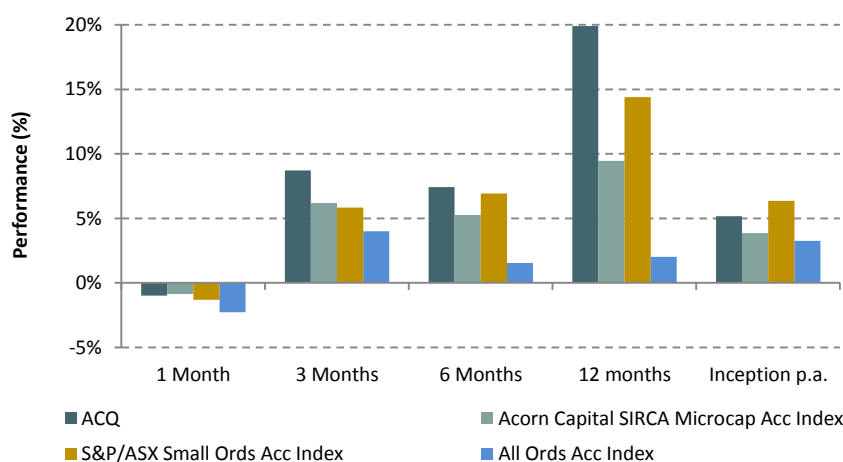
In June ACQ recorded performance of -0.97%¹. The ACQ share price increased from \$0.885 to \$0.895.

Period	1 month	3 months	6 months	12 months	Since inception % p.a. ²
ACQ ¹	-0.97%	8.71%	7.43%	19.89%	5.17%
Acorn Capital / SIRCA Microcap Acc Index ³	-0.87%	+6.19%	+5.26%	+9.45%	+3.86%
S&P/ASX Small Ords Acc Index	-1.31%	+5.85%	+6.94%	+14.40%	+6.37%
All Ords Acc Index	-2.28%	+4.00%	+1.55%	+2.01%	+3.26%

1. Portfolio performance is unaudited and calculated as the movement in NTA before tax effects. Performance has not been grossed up for franking credits received by shareholders. All figures are unaudited, and unlisted valuations are performed by Acorn Capital in accordance with ACQ Board approved policies.

2. Inception is 1 May 2014

3. Acorn Capital / SIRCA Microcap Accumulation Index data is verified 3 months in arrears by SIRCA ('Securities Industry Research Centre of Asia-Pacific')



Contact Details

**Acorn Capital
Investment Fund Limited**
ACN 167 595 897

Address

Level 12, 90 Collins Street
Melbourne 3000 VIC Australia

Website

acorncapital.com.au/acq.html

Email

info@acorncapital.com.au

Telephone

+61 3 9639 0522

Facsimile

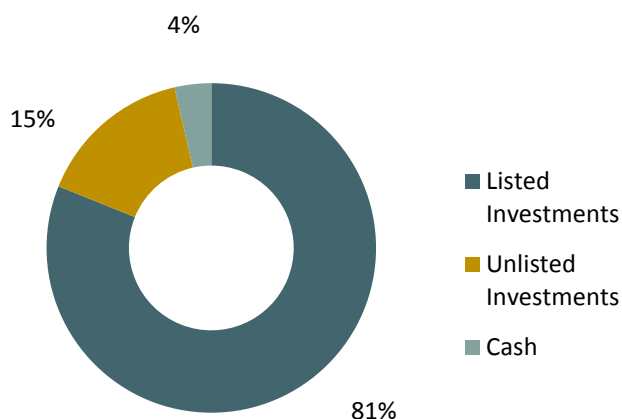
+61 3 9639 0515

Month in Review

During this month ACQ did not make any further unlisted investments and the unlisted portfolio remains at a total of 10 investments.

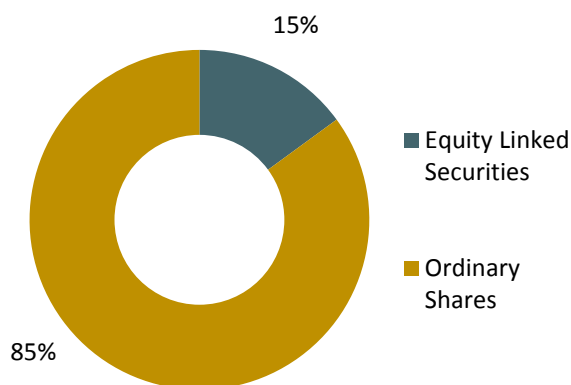
Portfolio Profile

As at 30 June 2016 ACQ had 81%, 15% and 4% in listed investments, unlisted investments and cash, respectively.



Investment Instrument

Unlisted investments can be classified by the type of investment instrument as follows:

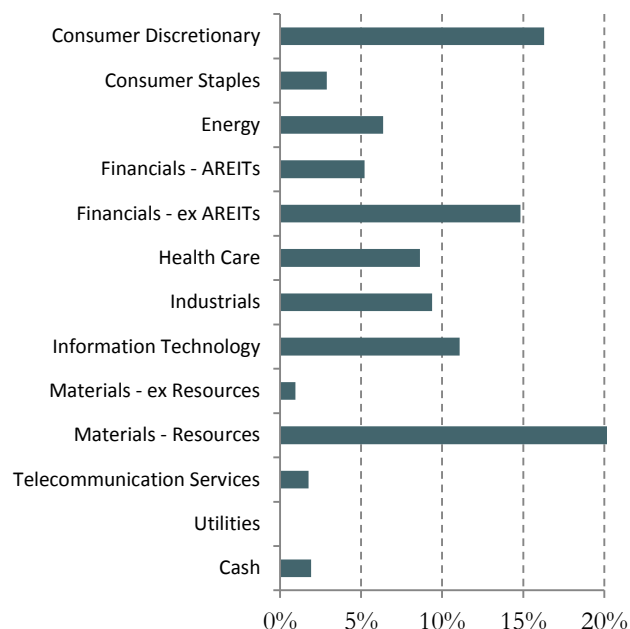


1. Equity Linked Securities include convertible debt, debt with attaching warrants, options or shares and such similar instruments

Listed and unlisted investments are revalued in accordance with policies adopted by the Board of ACQ.

Industry Weight

As at 30 June 2016, the ACQ investment portfolio had the following industry weights:



Top 10 Stocks

The ACQ Investment Portfolio held 92 stocks as at 30 June 2016. Top 10 largest stock holdings within the ACQ Investment Portfolio are:

Company	Portfolio Weight as at 30 June 2016
1. Hub24	4.64%
2. Orocobre	4.37%
3. Redbubble	4.07%
4. Genea (UL)	3.71%
5. Galaxy Resources	2.99%
6. Servcorp	2.82%
7. General Mining	2.45%
8. Perseus Mining	2.22%
9. Class	2.06%
10. Burson Group	1.93%
Total	31.25%

Note: (UL) = unlisted investment

Further Information

Benchmark	S&P/ASX Small Ords Accumulation Index
ACQ Market Capitalisation (30 June 2016)	\$43.8 million



ACORN CAPITAL
INVESTMENT FUND LIMITED

Corporate Directory

Directors

John Steven (Chairman)

David Trude

Judith Smith

Robert Brown

Barry Fairley

Company Secretary

Matthew Sheehan

Manager Investment Team

Robert Routley

David Ransom

Matthew Sheehan

Karina Bader

Tony Pearce

Ben Dalling

Robert Bruce

Xing Zhang

Investment Manager

Acorn Capital Limited

Level 12, 90 Collins Street

Melbourne VIC 3000

AFSL: 227605

Telephone: (03) 9639 0522

Facsimile: (03) 9369 0515

Share Registry

Computershare Investor Services Pty Ltd

Yarra Falls, 452 Johnston Street

Abbotsford VIC 3067

Telephone: 1300 850 505

Facsimile: 03 9473 2500

Auditor

Ernst & Young

Level 23, 8 Exhibition Street

Melbourne VIC 3000

Registered Office

Level 12, 90 Collins Street

Melbourne VIC 3000

Telephone: (03) 9639 0522

Facsimile: (03) 9369 0515